

# GREEN GLUE COMPOUND INSTALL GUIDE



## HOW TO APPLY FROM DISPENSING GUN

### PREPARING AND LOADING THE GREEN GLUE DISPENSING GUN



CUT 1/2" BEAD

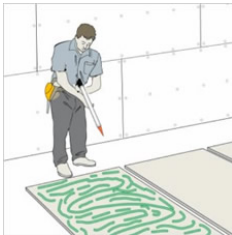


DIP NOZZLE CONE INTO COMPOUND



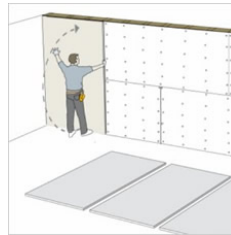
PRESS RECOIL THUMB PLATE AND PULL T-LEVER TO LOAD

### STEPS TO APPLYING GREEN GLUE COMPOUND FROM TUBES



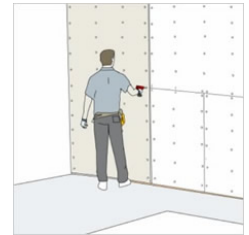
#### APPLY GREEN GLUE COMPOUND

With your drywall on the floor or leaning against a wall, apply the Compound using a dispensing gun in a random pattern.



#### PLACE DRYWALL AGAINST SURFACE

Once the Compound is applied, lift it into place against the wall or ceiling. Mount the drywall without sliding it around.



#### SCREW DRYWALL INTO FRAMING

Fasten the drywall to the framing with standard drywall screws and pattern. Do not rely on the Compound as an adhesive.

### OTHER USEFUL TIPS

- Normal application is 1 tube per 16 square feet. This will provide the performance shown in advertised ratings.
- Heavy application is 1 tube per 11 square feet. Light application is 1 tube per 32 square feet.
- A 1/8" notched trowel can be used, but is more messy and difficult to apply the correct amount of Compound per square foot.
- There is no correct pattern to applying Green Glue Compound. Consistency in ounces per square foot is the only requirement.
- You can use any thickness of drywall with Green Glue Compound. The more mass, the better the performance in low frequencies.
- Leave a 2" border along the drywall perimeter for easier handling and room for the Green Glue Compound to spread on compression.
- Sealing the wall is crucial to the performance of any sound assembly. Unsealed gaps can transfer significant amounts of sound.
- The first layer of drywall should be attached using 1-1/4" drywall screws and the second layer with 1-5/8" or 1-7/8" drywall screws.
- Green Glue Compound must compress between layers to work properly. Completely fasten each sheet within 15 minutes of application.
- Green Glue Compound will never harden so it cannot be used as an adhesive. Fasteners are required for a safe installation.
- A larger nozzle opening will speed up application without affecting the performance of the Compound.
- Wash your hands, tools, and other objects with warm water and pumice soap.
- The slight smell of Green Glue Compound will fade within a few hours of application.

**IsoStore**

#### TELEPHONE

877.866.6473  
208.514.1931

#### WEB

isostore.com  
info@isostore.com